



DISTRIBUTION DESIGN

CATALOGUE

Section 02

PO – Poles

HPC-1DC-07-0002-2014

For application to
Horizon Power
Electricity Distribution Networks

Document Control		
Rev 9 Author	Name: Andrew Nguyen Position: Standards Engineer	
Reviewed	Name: Mondli Moyo Position: Standards Engineer	
Endorsed By	Name: Johnathan Choi Position: Standards and Plant Manager	
Approved By	Name: Victor Cheng Position: Manager Engineering and Project Services	
Date Created/Last Updated	19 August 2022	
Review Frequency **	Annually	
Next Review Date **	19 August 2023	

*** Frequency period is dependent upon circumstances– maximum is 5 years from last issue, review, or revision whichever is the latest. If left blank, the default shall be 1 year unless otherwise specified.*

Revision Control		
Revision	Date	Description
9	19/08/2022	Update CU Description

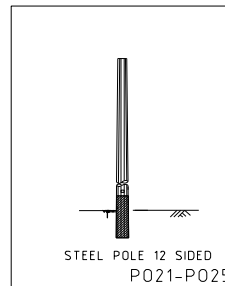
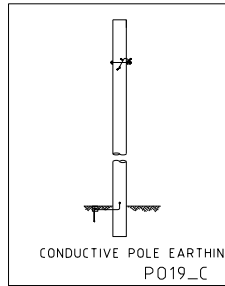
Refer to Appendix A for Full Revision History.

STAKEHOLDERS The following positions shall be consulted if an update or review is required:	NOTIFICATION LIST The following positions shall be notified of any authorised change:
Asset Managers	Field Practice Coordinators
Works Delivery Managers	Logistics Managers
Asset Service Delivery Managers	EPCM Contracts Manager

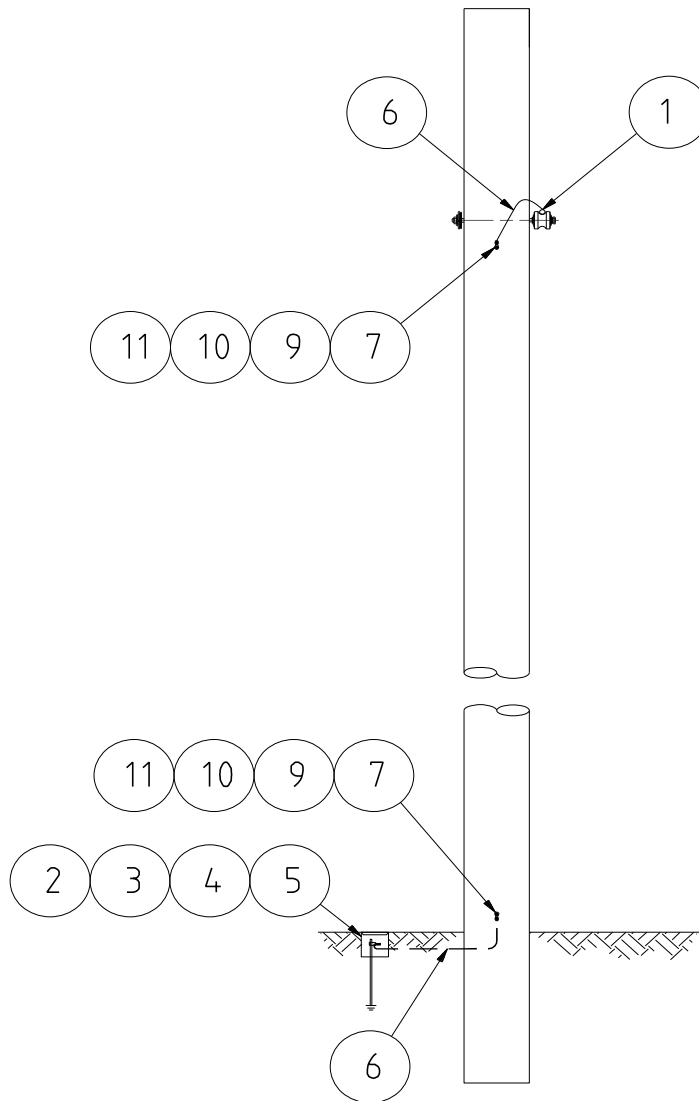
POLES LIST

CU	CU DESCRIPTION
PO19_C	Earthing of Conductive Pole
PO21	12 sided steel pole 9.5 m, 20 kN (Ultimate Load)
PO22	12 sided steel pole 11 m, 20 kN (Ultimate Load)
PO23	12 sided steel pole 11 m, 30 kN (Ultimate Load)
PO24	12 sided steel pole 12 m, 40 kN (Ultimate Load)
PO25	12 sided steel pole 14 m, 35 kN (Ultimate Load)

Note No.	Description
1	Only applicable for construction with overhead earthwire or running earthwire.



<p>HORIZON POWER</p> <p>DISTRIBUTION DESIGN CATALOGUE</p> <p>OPERATIONS DIVISION</p>	COMPATIBLE UNIT	REVISION 6	DATE FEB 2020
	HV COMPATIBLE UNIT	DRAWING No. PO INDEX	



HORIZON
POWER
DISTRIBUTION DESIGN
CATALOGUE
OPERATIONS DIVISION

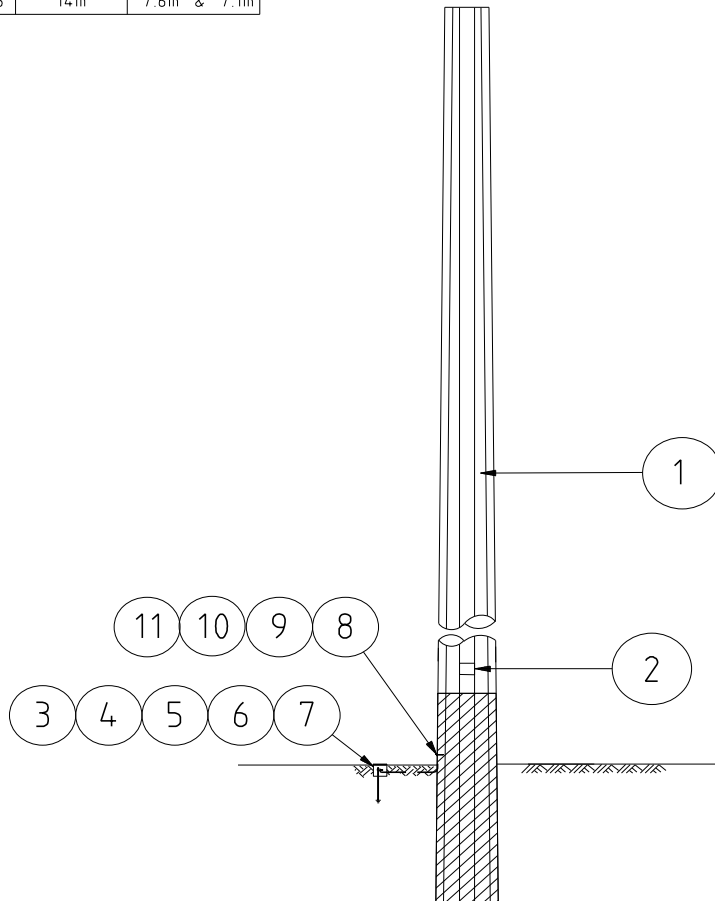
COMPATIBLE UNIT
CONDUCTIVE POLE EARTHING

REVISION 2	DATE 05/02/20
DRAWING No P019_C	

CU	CU DESCRIPTION
PO19_C	Earthing of Conductive Poles

ITEM NUMBER	STOCK NUMBER	DESCRIPTION	QTY RQD	UNIT OF MEASURE	REMARKS
1	CC0125	Bi metal parallel grove clamp 3/2.75; 7/2.50	1	ea	Note 1
2	CE0058	Earthing clamp	1	ea	
3	CE0078	Coupling Tube ALM NO OCT15	1	ea	
4	CE0135	Rod section 1.4 m long 15 mm diam ALM CTE	2	ea	
5	CE0201	Earth terminal box	1	ea	
6	EE1264	wire 70 sq mm 19/2.14 stranded copper	2	mtr	
7	FL1465	terminal lug eye	2	ea	
9	AB2959	Screw M12 x 40 mm long	2	ea	
10	AW2429	washer spring M12	2	ea	
11	AW2607	washer flat 1/2IN	2	ea	

CU	LENGTH	SECTIONS
P021	9.5m	9.5m
P022	11m	11m
P023	11m	11m
P024	12.5m	2x6.6m
P025	14m	7.6m & 7.1m



<p>HORIZON POWER</p> <p>DISTRIBUTION DESIGN CATALOGUE</p> <p>OPERATIONS DIVISION</p>	COMPATIBLE UNIT	REVISION 1	DATE FEB 2020
	STEEL POLE 12 SIDED	DRAWING No. P021 to P025	

CU	CU DESCRIPTION
PO21	12 sided steel pole 9.5 m, 20 kN (Ultimate Load)

ITEM NUMBER	STOCK NUMBER	DESCRIPTION	QTY RQD	UNIT OF MEASURE	REMARKS
1	CWH0461	12 sided pole 9.5 m, 20 kN (Ultimate Load)	1	ea	
2	CZ0230	Danger label	1	ea	
3	CE0058	Earthing clamp	1	ea	
4	CE0078	Coupling Tube ALM NO OCT15	1	ea	
5	CE0135	Rod section 1.4 m long 15 mm diam ALM CTE	2	ea	
6	CE0201	Earth terminal box	1	ea	
7	EE1264	wire 70 sq mm 19/2.14 stranded copper	1	mtr	
8	FL1465	terminal lug eye	1	ea	
9	AB2959	Screw M12 40 mm long	1	ea	
10	AW2429	washer spring M12	1	ea	
11	AW2607	washer flat 1/2IN	1	ea	

CU	CU DESCRIPTION
PO22	12 sided steel pole 11 m, 20 kN (Ultimate Load)

ITEM NUMBER	STOCK NUMBER	DESCRIPTION	QTY RQD	UNIT OF MEASURE	REMARKS
1	CWH0464	12 sided pole 11 m, 20 kN (Ultimate Load)	1	ea	
2	CZ0230	Danger label	1	ea	
3	CE0058	Earthing clamp	1	ea	
4	CE0078	Coupling Tube ALM NO OCT15	1	ea	
5	CE0135	Rod section 1.4 m long 15 mm diam ALM CTE	2	ea	
6	CE0201	Earth terminal box	1	ea	
7	EE1264	wire 70 sq mm 19/2.14 stranded copper	1	mtr	
8	FL1465	terminal lug eye	1	ea	
9	AB2959	Screw M12 40 mm long	1	ea	
10	AW2429	washer spring M12	1	ea	
11	AW2607	washer flat 1/2IN	1	ea	

CU	CU DESCRIPTION
PO23	12 sided steel pole 11 m, 30 kN (Ultimate Load)

ITEM NUMBER	STOCK NUMBER	DESCRIPTION	QTY RQD	UNIT OF MEASURE	REMARKS
1	CWH0465	12 sided pole 11 m, 30 kN (Ultimate Load)	1	ea	
2	CZ0230	Danger label	1	ea	
3	CE0058	Earthing clamp	1	ea	
4	CE0078	Coupling Tube ALM NO OCT15	1	ea	
5	CE0135	Rod section 1.4 m long 15 mm diam ALM CTE	2	ea	
6	CE0201	Earth terminal box	1	ea	
7	EE1264	wire 70 sq mm 19/2.14 stranded copper	1	mtr	
8	FL1465	terminal lug eye	1	ea	
9	AB2959	Screw M12 40 mm long	1	ea	
10	AW2429	washer spring M12	1	ea	
11	AW2607	washer flat 1/2IN	1	ea	

CU	CU DESCRIPTION
PO24	12 sided steel pole 12.5 m, 40 kN (Ultimate Load)

ITEM NUMBER	STOCK NUMBER	DESCRIPTION	QTY RQD	UNIT OF MEASURE	REMARKS
1	CWH0472	12 sided pole 12.5 m, 40 kN (Ultimate Load)	1	ea	
2	CZ0230	Danger label	1	ea	
3	CE0058	Earthing clamp	1	ea	
4	CE0078	Coupling Tube ALM NO OCT15	1	ea	
5	CE0135	Rod section 1.4 m long 15 mm diam ALM CTE	2	ea	
6	CE0201	Earth terminal box	1	ea	
7	EE1264	wire 70 sq mm 19/2.14 stranded copper	1	mtr	
8	FL1465	terminal lug eye	1	ea	
9	AB2959	Screw M12 40 mm long	1	ea	
10	AW2429	washer spring M12	1	ea	
11	AW2607	washer flat 1/2IN	1	ea	

CU	CU DESCRIPTION
PO25	12 sided steel pole 14 m, 35 kN (Ultimate Load)

ITEM NUMBER	STOCK NUMBER	DESCRIPTION	QTY RQD	UNIT OF MEASURE	REMARKS
1	CWH0476	12 sided pole 14 m, 35 kN (Ultimate Load)	1	ea	
2	CZ0230	Danger label	1	ea	
3	CE0058	Earthing clamp	1	ea	
4	CE0078	Coupling Tube ALM NO OCT15	1	ea	
5	CE0135	Rod section 1.4 m long 15 mm diam ALM CTE	2	ea	
6	CE0201	Earth terminal box	1	ea	
7	EE1264	wire 70 sq mm 19/2.14 stranded copper	1	mtr	
8	FL1465	terminal lug eye	1	ea	
9	AB2959	Screw M12 40 mm long	1	ea	
10	AW2429	washer spring M12	1	ea	
11	AW2607	washer flat 1/2IN	1	ea	

APPENDIX A – REVISION INFORMATION

(Informative) Horizon Power has endeavoured to provide standards of the highest quality and would appreciate notification if any errors are found or even queries raised.

Each Standard makes use of its own comment sheet which is maintained throughout the life of the standard, which lists all comments made by stakeholders regarding the standard.

The document **DM# 2303633** can be used to record any errors or queries found in or pertaining to this standard, which can then be addressed whenever the standard gets reviewed.

Date	Rev No.	Notes
	0	Western Power Supplied
01/07/2009	1	Original Horizon Power issue
09/10/2010	2	Review and update pole earthing
11/01/2012	3	Update document owners
07/09/2013	4	Pole earthing added to PO12-PO17, PO18 renamed to PO19C
21/01/2014	5	Index List <ul style="list-style-type: none"> • PO12, PO13 & PO14 removed PO12 to PO14 Drawing removed PO12 to PO14 List removed PO15 to PO17 Drawing <ul style="list-style-type: none"> • Items (9), (10) and (11) added PO15 to PO17 List <ul style="list-style-type: none"> • Items (9), (10) and (11) added PO19C Drawing <ul style="list-style-type: none"> • Items (9), (10) and (11) added PO19C Lists <ul style="list-style-type: none"> • Items (9), (10) and (11) added
30/01/2015	6	Index List <ul style="list-style-type: none"> • PO12, PO13 & PO14 added PO12 to PO14 Drawing added PO12 to PO14 List added
26/03/2018	7	Index List <ul style="list-style-type: none"> • PO12, PO13 PO14 & PO17 removed • PO21, PO22, PO23, PO24 & PO25 added PO12 to PO14 Drawing removed PO12 to PO14 and PO17 List removed PO21, PO22 to PO25 Drawing added

Date	Rev No.	Notes
		PO21 to PO25 List added Stock code CE0055 replaced with CE0058
12/06/2020	8	Renamed PO19_C as per Ellipse Removed PO15 Removed PO16
19/08/2022	9	Remove Non-cyclonic wording from description of PO22 from <ul style="list-style-type: none"> • Poles List Table and • CU Description Remove Cyclonic wording from description of PO23 from <ul style="list-style-type: none"> • Pole List Table and • CU Description